



Queen's Platinum Jubilee Resources



Intro

Celebrate the Queen being the first British Monarch in history to have a Platinum Jubilee with these **Adobe Creative Cloud Express** Jubilee activity cards.

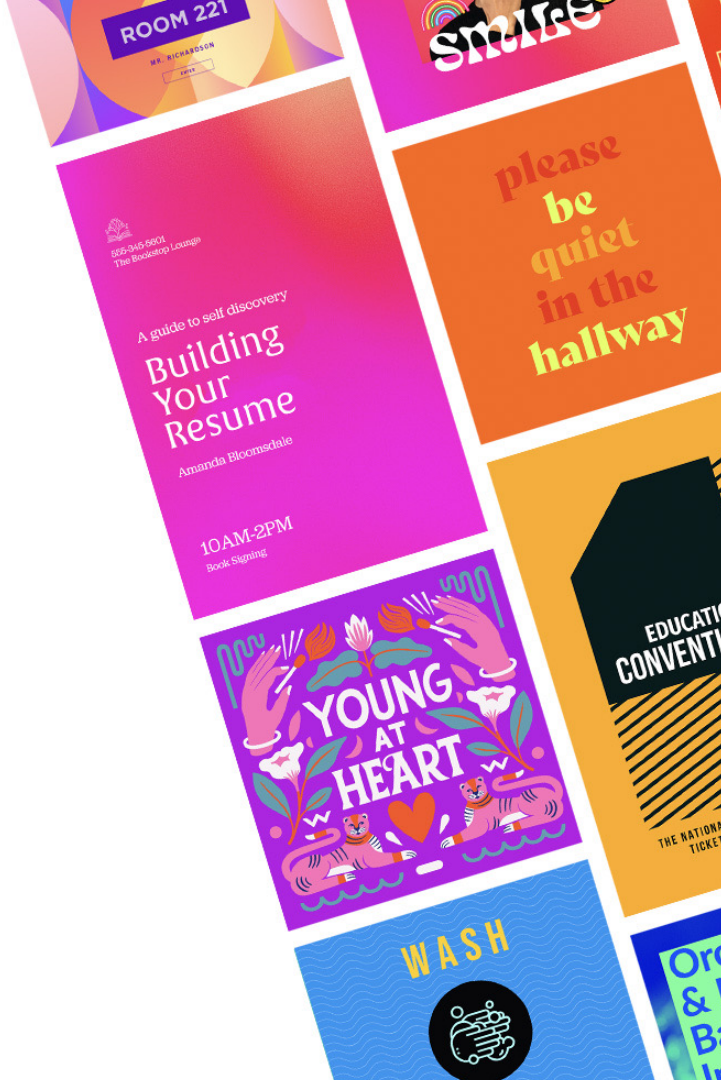
Queen Elizabeth II took the throne in February 1952, when she was just 25 years old. She has since gone on to reign longer than any other British Monarch in history, and to become a beloved figure around the world.

The Platinum Jubilee marks 70 years on the throne for Queen Elizabeth II.



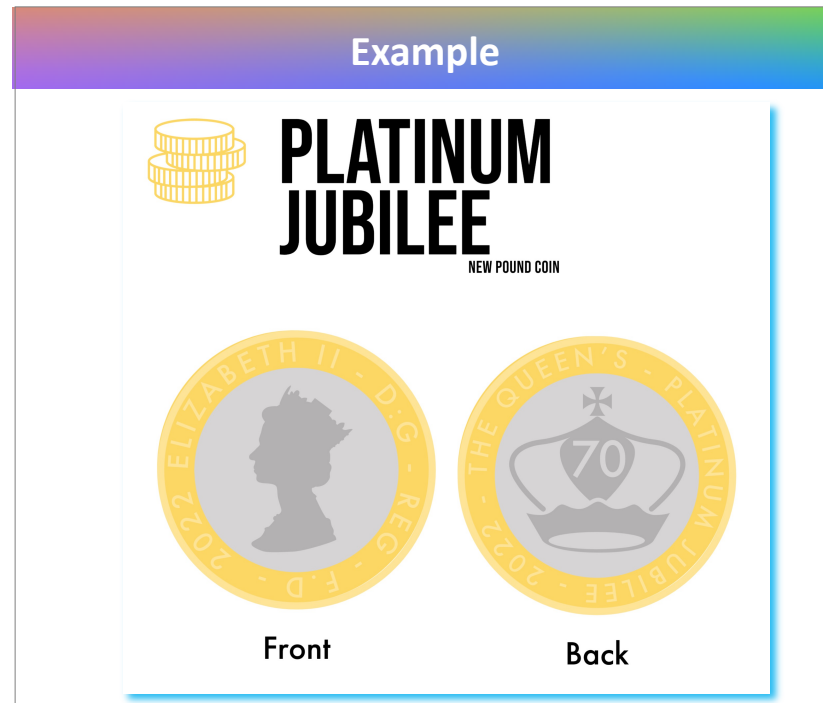
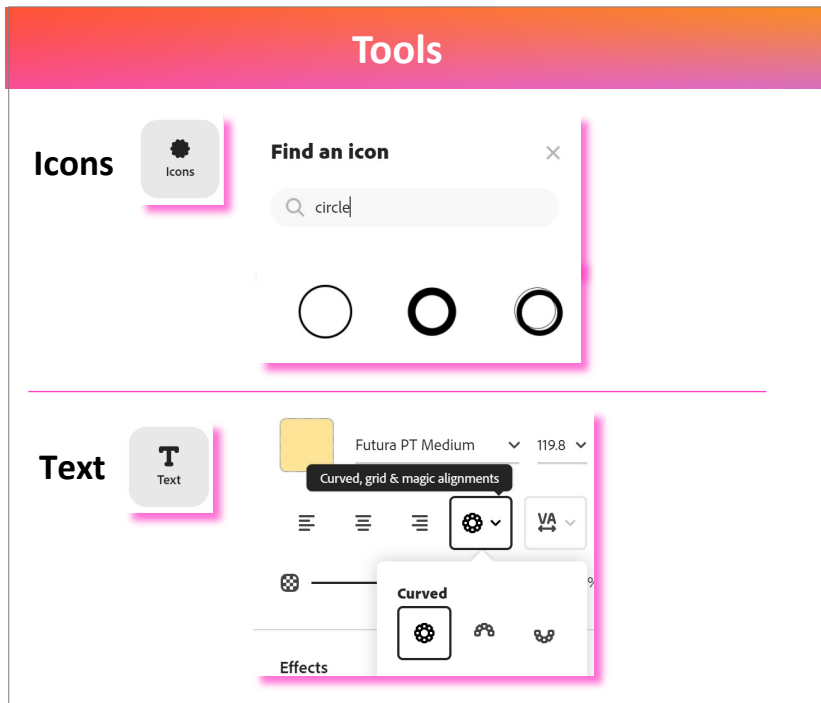
Activities

01. Coin design
02. Medal design
03. Coat of arms
04. Cake topper design
05. Timeline
06. Bunting
07. Pecha Kucha / presentation
08. News report
09. Website



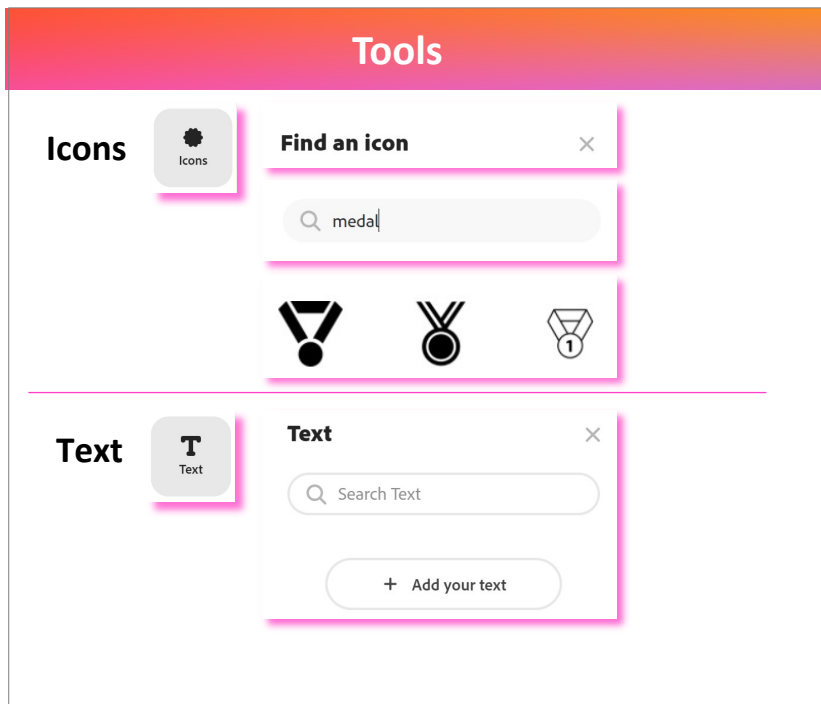
1. Coin Design

Create a new coin design for the Queen's Platinum Jubilee.



2. Medal Design

Create a new medal design for the Queen's Platinum Jubilee.



3. Coat of Arms


Create a new Coat of Arms to celebrate 70 years on the throne for Queen Elizabeth II.

Tools

Icons

Find an icon ×

shield



Text


Text ×

Search Text

+ Add your text

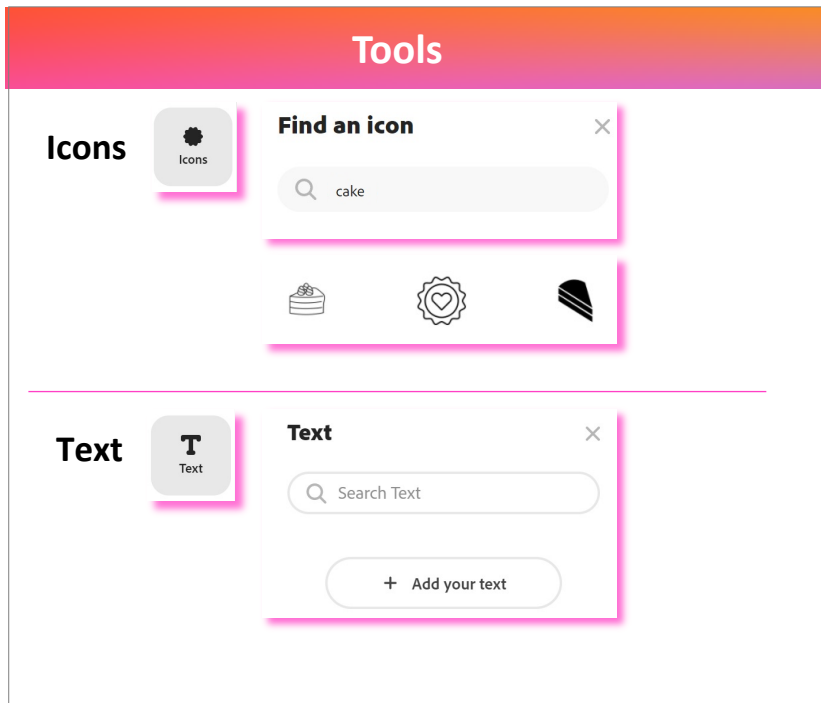
Example

COAT OF ARMS



4. Cake Topper

Create a cake design for a cup cake to celebrate 70 years on the throne for Queen Elizabeth II.



5. Timeline

Create a timeline of key events witnessed by the Queen during her lifetime and 70-year reign.

Tools

Templates

Templates

All templates

Q timeline X

Text

T Text

Text X

Q Search Text

+ Add your text

Example

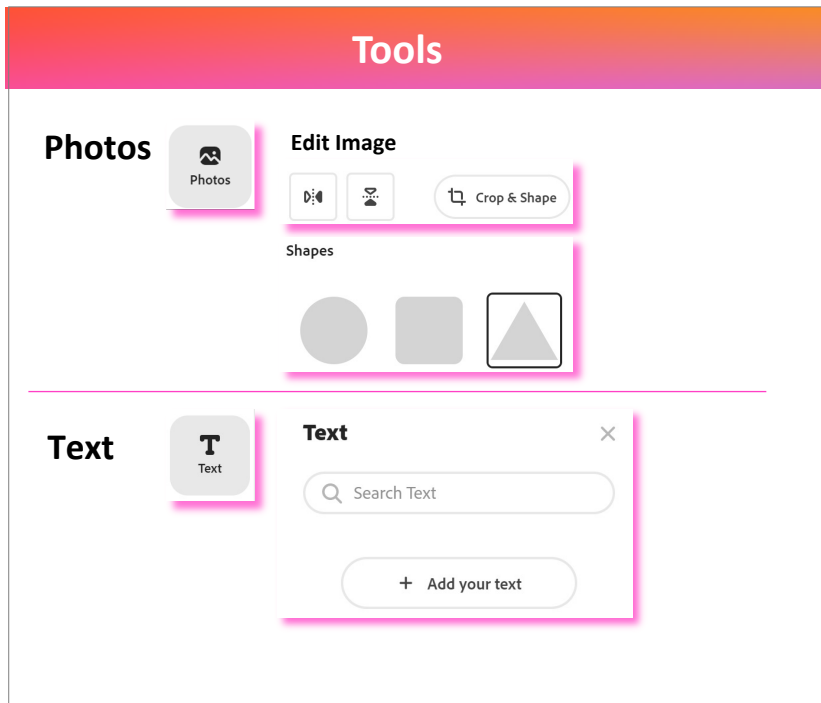
THE QUEEN'S PLATINUM JUBILEE 2021

Key events during the Queen's life & reign

1926	The invention of colour TV.
1929	Women given the same rights to vote as men.
1939	Britain declares war on Germany.
1948	The National Health Service is launched.
1969	First man walks on the moon.
1971	First email is sent.
1989	Demolition of the Berlin Wall.

6. Bunting

Create a bunting design to celebrate 70 years on the throne for Queen Elizabeth II.

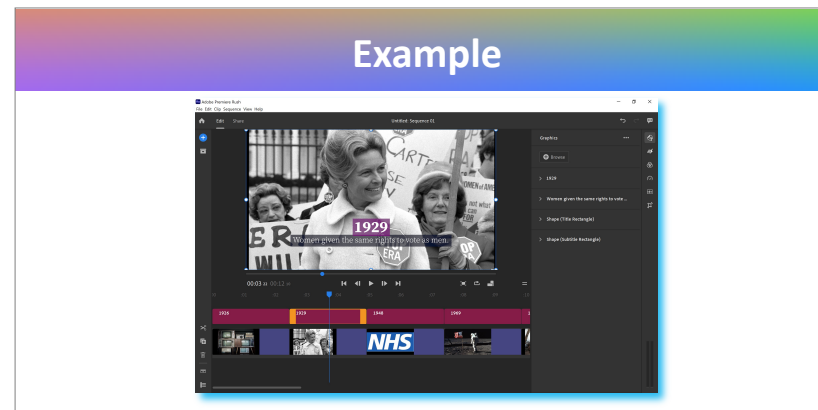
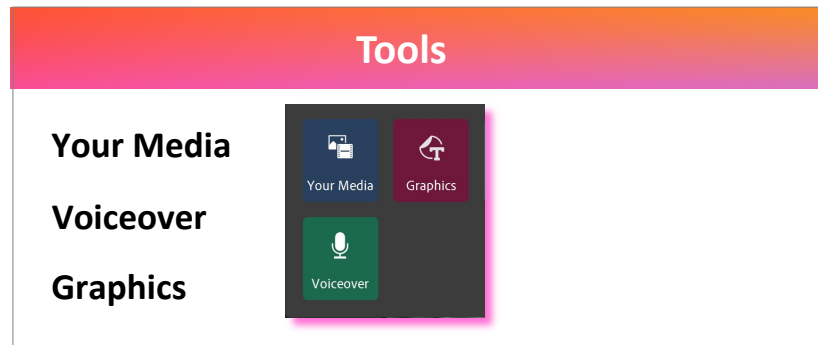


7. Pecha Kucha

Pecha Kucha (Japanese for ‘chit chat’) is a live storytelling format, where the presenter has 20 slides with images and can only talk about each slide for 20 seconds. No more, no less. Sound easy?

Create a Pecha Kucha of key events witnessed by the Queen during her lifetime and 70-year reign.

1. Do some research and make notes - what is interesting? Unexpected?
2. Select 20 images to illustrate the key events.
3. Using **Adobe Premiere Rush**, create a slide deck with the 20 images.
4. Add text to each slide / image but keep it brief!
5. Practice presenting the Pecha Kucha, making sure that you only talk for 20 seconds for each slide
6. Use the voiceover feature to record your presentation.



8. News Bulletin

Create a news report about the forthcoming Platinum Jubilee.

Things to think about:

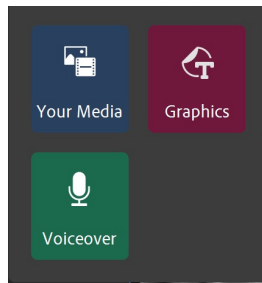
- What is the Platinum Jubilee?
- Why is the Jubilee taking place?
- Where are the celebrations taking place?
- How is your school / community celebrating the event?

Tools

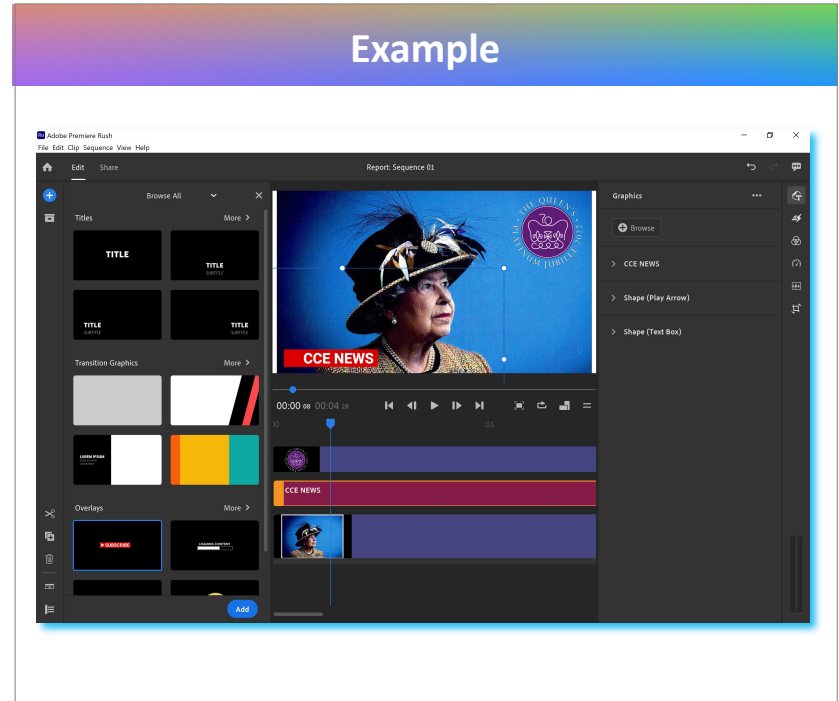
Your Media

Voiceover

Graphics



Example



9. Design A Website

1. Create a website to celebrate the Queen's Platinum Jubilee.
2. Create a website to share how your school / community will be celebrating the Queen's Platinum Jubilee.

Things to think about:

- What is the Platinum Jubilee?
- Why is the Jubilee taking place?
- Where are the celebrations taking place?
- How is your school / community celebrating the event?

Tools

Web Page

Create new

Most popular

Portfolio

Web page



Photo



Text



Button



Video



Photo grid



Glideshow



Split layout

Example

