



Adobe: Delivering creative lessons around literacy in primary with Adobe Creative Cloud Express



Literacy

Engage children in meaningful ways with these [Adobe Creative Cloud Express](#) creativity activity cards.



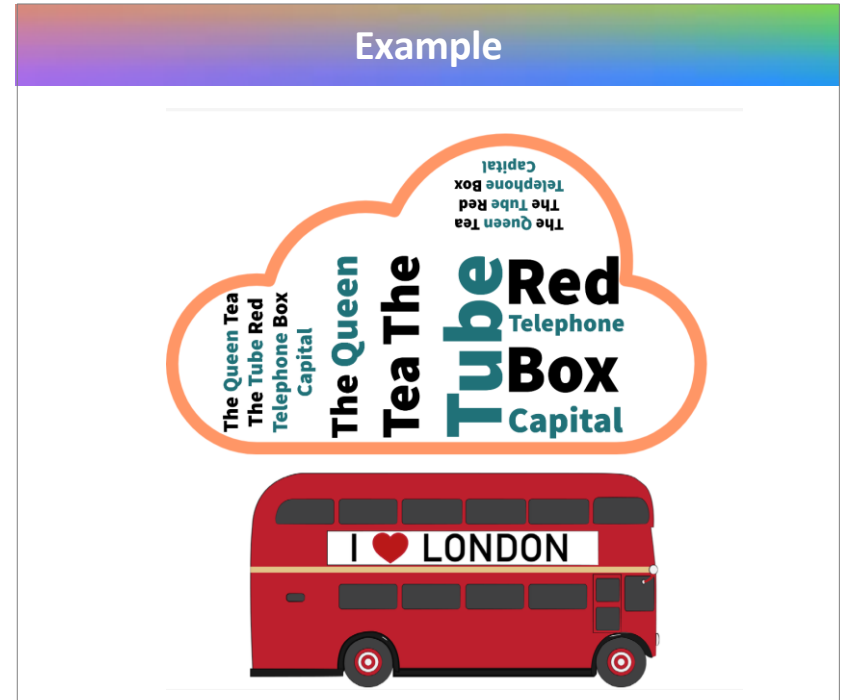
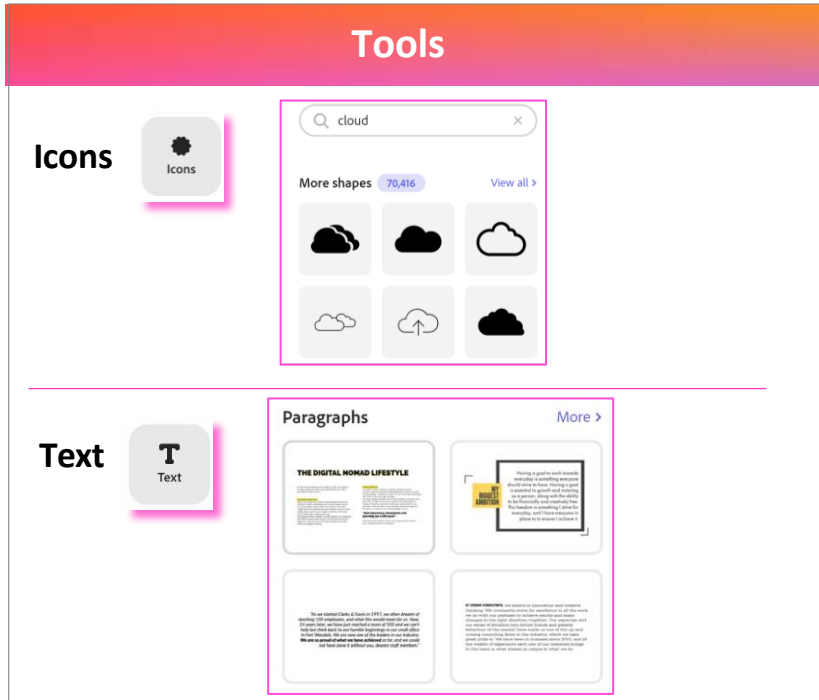
Activities

- 01. Create a Word Cloud graphic describing a place you have visited**
- 02. Create a graphic based on personification**
- 03. Create an About Me graphic in the style of an album cover**
- 04. Create a Video Book Review for your favourite book**
- 05. Create a Website based on your understanding of Vikings**



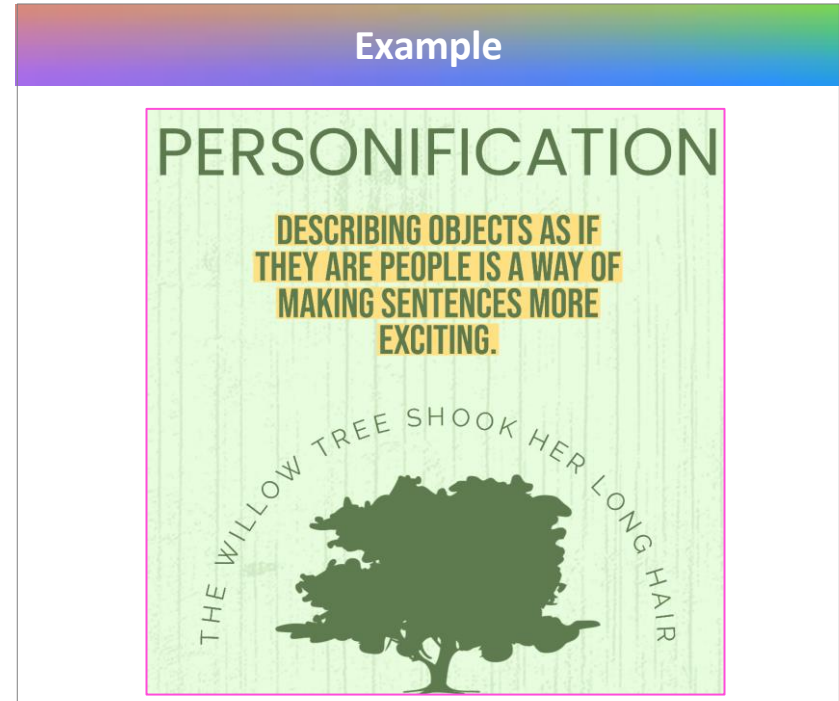
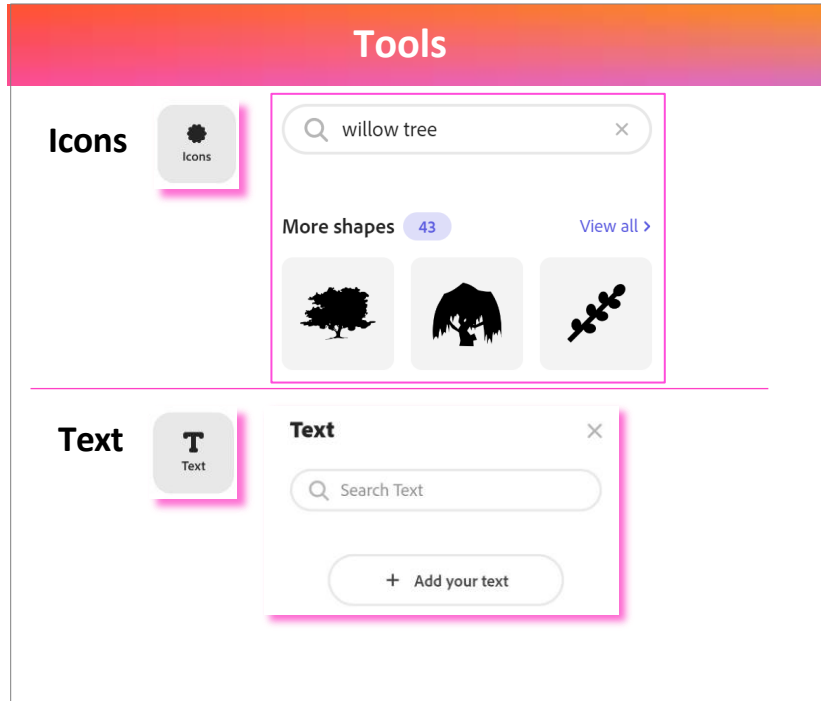
1. WordCloud

Create a Word Cloud graphic describing a place you have visited.



2. Personification Poster

Create a graphic based on personification.



3. About Me

Create an About Me graphic in the style of an album cover

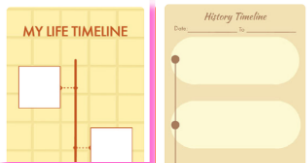
Tools

Templates

Templates

All templates

Q timeline X



MY LIFE TIMELINE

History Timeline

Text

Text

Q Search Text X

+ Add your text

Example



ABOUT ME

Grade 4

Harry Potter is my fav!

Justin Bieber

Sarah Quentin

4. Video Book Review

Create a Video Book Review for your favourite book

Things to think about:

- Introduce yourself and give us a summary of the book
- What was your favourite part?
- What is your star rating and why?
- Don't forget to use images, icons and video to enhance the video

Tools

Your Media

Voiceover

Graphics

The Tools palette is a blue rounded rectangle containing four icons: a play button for Video, a letter 'T' for Text, a picture icon for Photo, and a gear icon for Icon. Below these icons is a plus sign in a dark circle. To the left of the palette, the text 'Your Media', 'Voiceover', and 'Graphics' is listed vertically.

Example

The screenshot shows the Adobe Creative Cloud Express interface. At the top, there's a header with 'Example' and navigation options like 'Preview', 'Share', 'Download', and 'Layout'. The main area features a video player with a purple background. The video content includes a cartoon illustration of a girl with long hair, the text 'ROALD DAHL' in large yellow letters, and 'Matilda' in a stylized font. Below the video, there's a 'Book Review' text overlay and a 'Voiceover' button. The right sidebar shows a music selection menu with various tracks like 'Old Country Accordion', 'Horror Movie', 'THOUGHTFUL', 'Western Sage', 'Distant Telegram', 'Stroll in Central Park', 'Pacific Pier', 'UPLIFTING', 'Trek Further', 'Rolled Lip Sleeves', 'Sunlit Valley', 'WARM', and 'Sweet Arrival' (which is selected). At the bottom, there's a 'CALL TO ACTION' button and a 'Dubio' option.

5. Design A Website

Create a Website based on your understanding of Vikings

Things to think about:

- When was the Viking age?
- Who were the Vikings?
- What kind of people were the Vikings?
- What was the Viking invasion?

Tools

Web Page

Create new

Most popular

Portfolio

Web page



Photo



Text



Button



Video



Photo grid

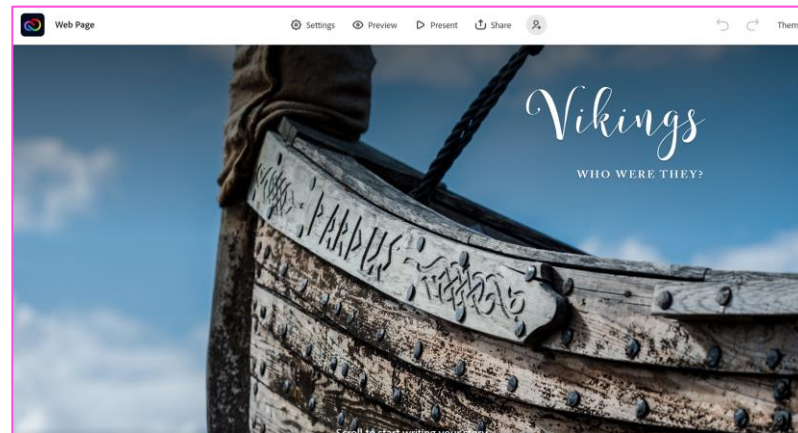


Glideshow



Split layout

Example





Thank you!

bit.ly/AdobeTA

